



# Vital Statistics in November 2022

- The number of live births was 18,982 persons in November, dropping by 4.3% year-on-year.
- The number of deaths was 30,107 persons in November, rising by 6.1% year-on-year.
- The number of marriages was 17,458 cases in November, rising by 2.2% year-on-year.
- The number of divorces was 8,498 cases in November, dropping by 3.1% year-on-year.
- The natural increase (Live births - Deaths) marked a negative figure of -11,125 persons.

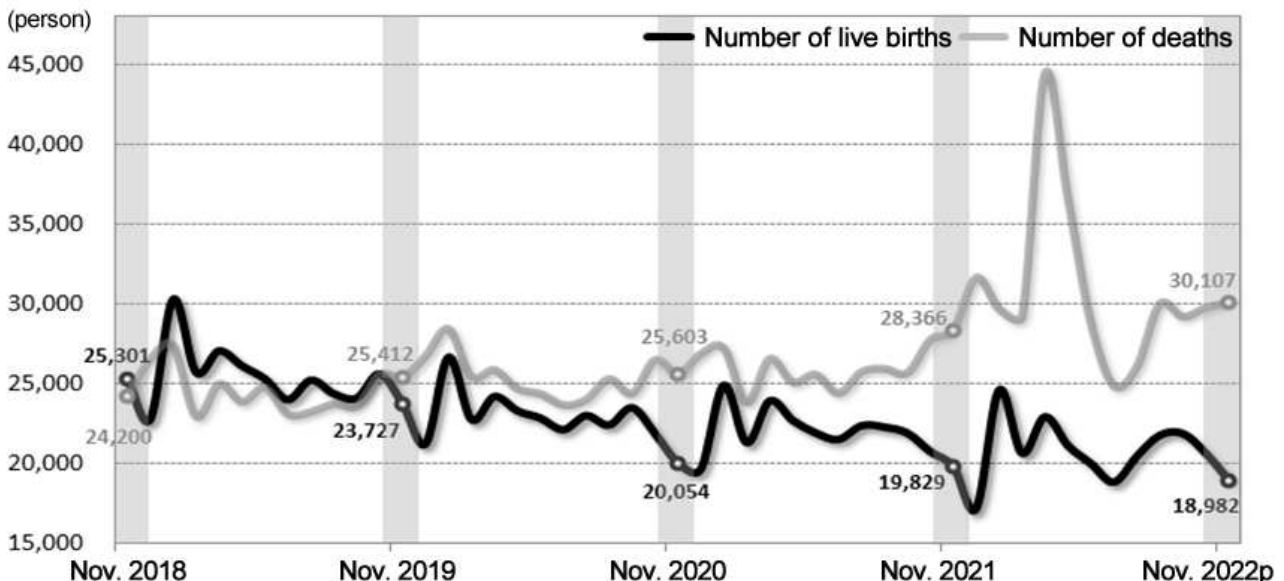
## <Vital Statistics>

(Unit: person (case), person (case) per 1,000 population, %)

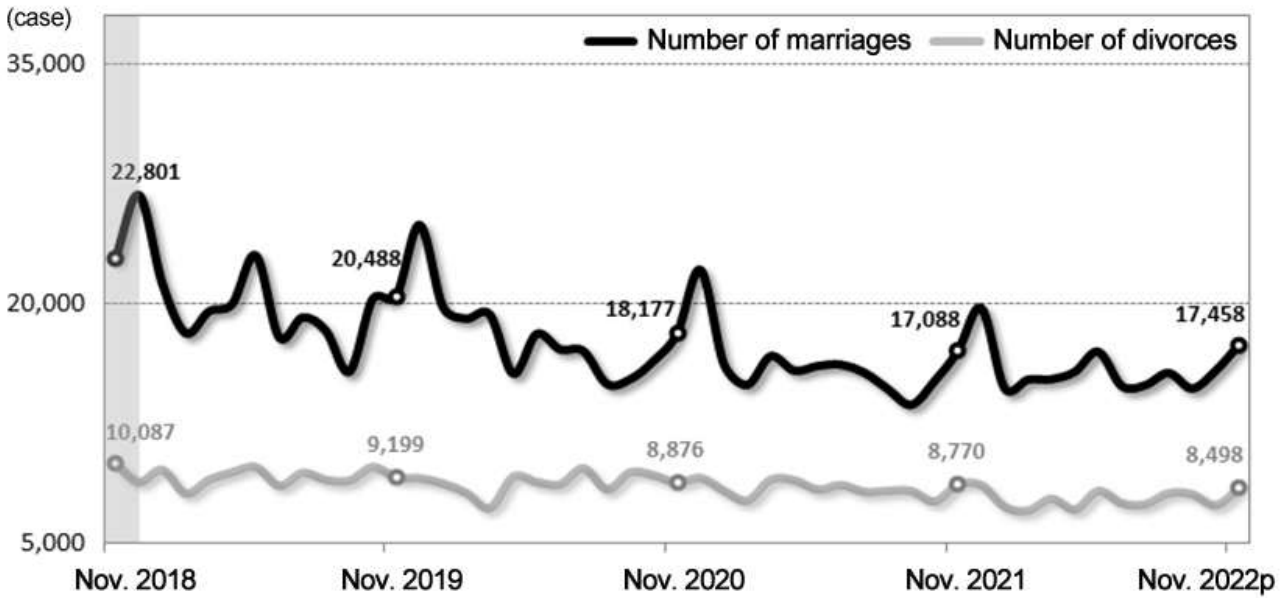
	Number of live births		Number of deaths		Natural increase		Number of marriages		Number of divorces	
		Crude birth rate		Crude death rate		Natural increase rate		Crude marriage rate		Crude divorce rate
Nov. 2021	19,829	4.7	28,366	6.7	-8,537	-2.0	17,088	4.0	8,770	2.1
<b>Nov. 2022<sup>p</sup></b>	<b>18,982</b>	<b>4.5</b>	<b>30,107</b>	<b>7.1</b>	<b>-11,125</b>	<b>-2.6</b>	<b>17,458</b>	<b>4.1</b>	<b>8,498</b>	<b>2.0</b>
Change	-847	-0.2	1,741	0.4	-2,588	-0.6	370	0.1	-272	-0.1
Percent change	-4.3	-	6.1	-	-	-	2.2	-	-3.1	-

## <Trends in Vital Statistics>

◦ Live birth and death



◦ Marriage and divorce



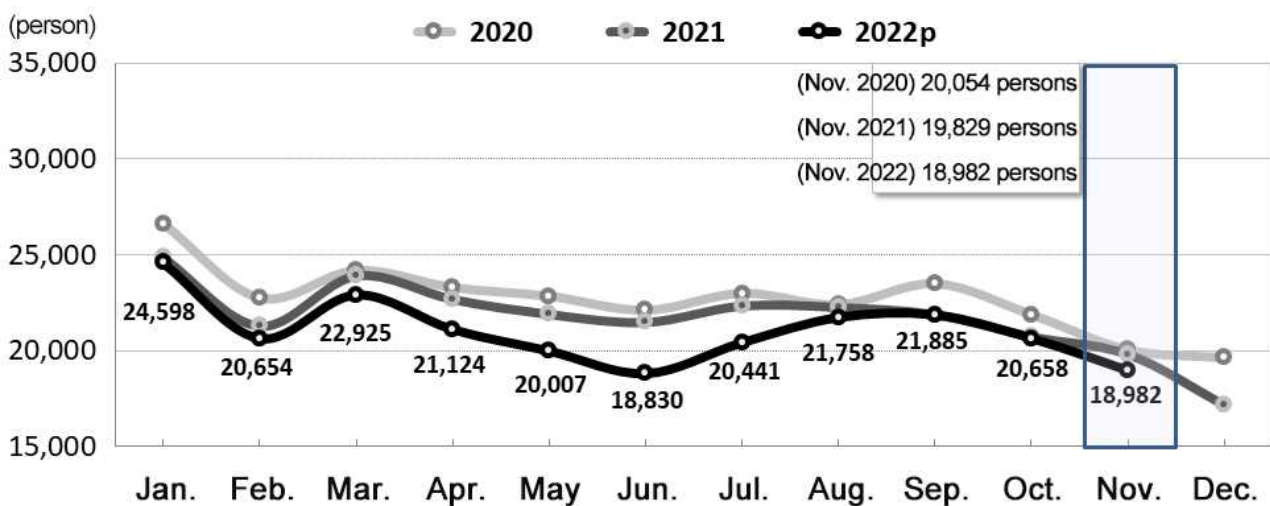
### 1. Live birth

- The number of live births was 18,982 persons in November, which dropped by 847 persons (-4.3%) year-on-year.

[Table] Number of live births and percent changes

	2020	2021	2021		2022 <sup>p</sup>			
			Nov.	Jan. ~ Nov.	Sep.	Oct.	Nov.	Jan. ~ Nov.
Number of live births (person)	272,337	260,562	19,829	243,383	21,885	20,658	<b>18,982</b>	231,863
Year-on-year percent change (%)	-10.0	-4.3	-1.1	-3.7	-0.1	-0.4	<b>-4.3</b>	-4.7

[Figure] Live birth by month



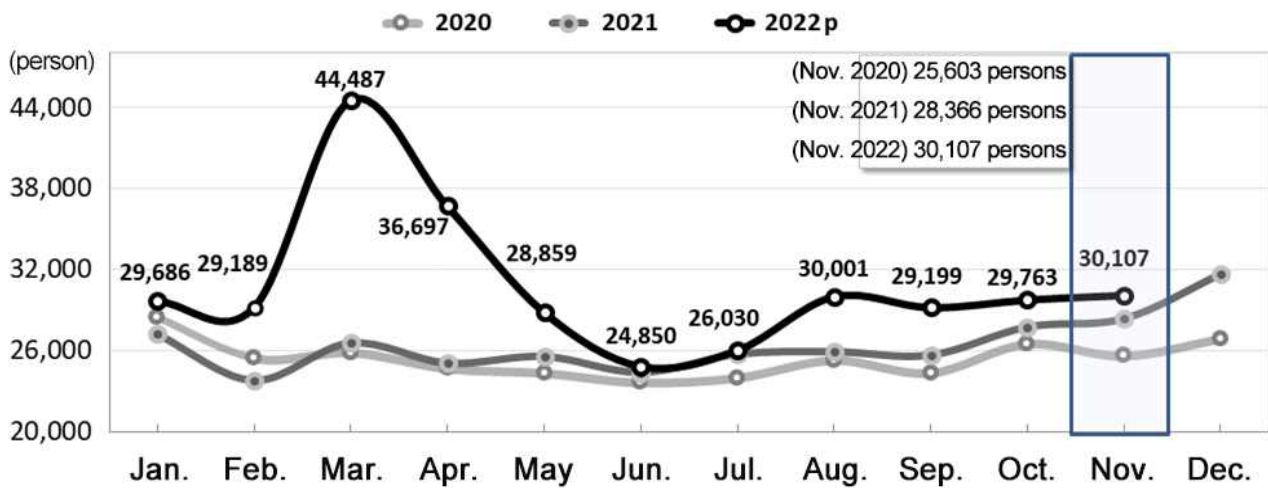
### 2. Death

- The number of deaths was 30,107 persons in November, which grew by 1,741 persons (6.1%) year-on-year.

[Table] Number of deaths and percent change

	2020	2021	2021		2022 <sup>P</sup>			
			Nov.	Jan. ~ Nov.	Sep.	Oct.	Nov.	Jan. ~ Nov.
Number of deaths (person)	304,948	317,680	28,366	286,016	29,199	29,763	<b>30,107</b>	338,867
Year-on-year percent change (%)	3.3	4.2	10.8	2.9	13.8	7.3	<b>6.1</b>	18.5

[Figure] Death by month



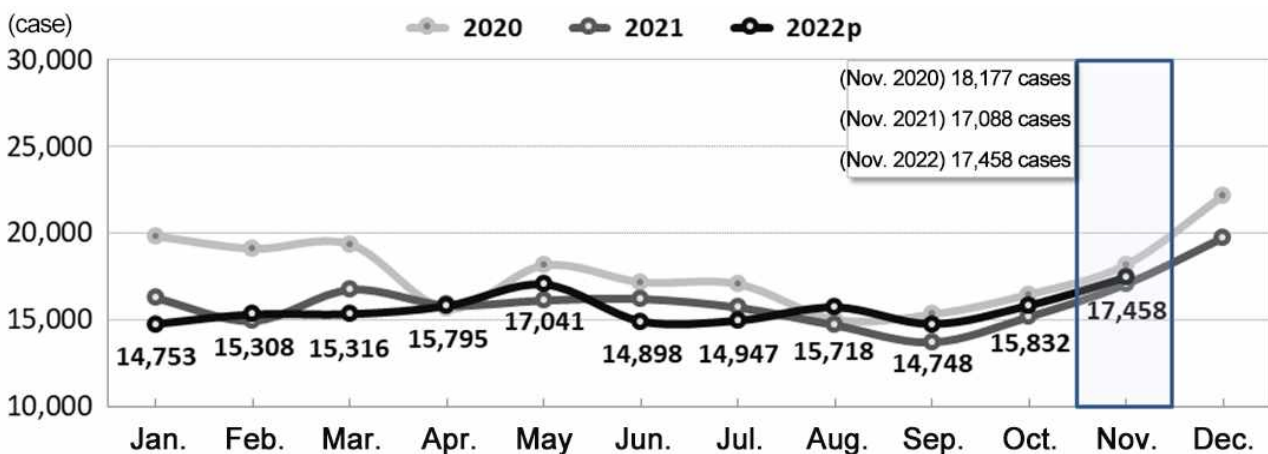
### 3. Marriage

- The number of marriages was 17,458 cases in November, which went up by 370 cases (2.2%) year-on-year.

[Table] Number of marriages and percent changes

	2020	2021	2021		2022 <sup>P</sup>			
			Nov.	Jan. ~ Nov.	Sep.	Oct.	Nov.	Jan. ~ Nov.
Number of marriages (case)	213,502	192,507	17,088	172,746	14,748	15,832	<b>17,458</b>	171,814
Year-on-year percent change (%)	-10.7	-9.8	-6.0	-9.7	7.4	4.1	<b>2.2</b>	-0.5

[Figure] Marriage by month



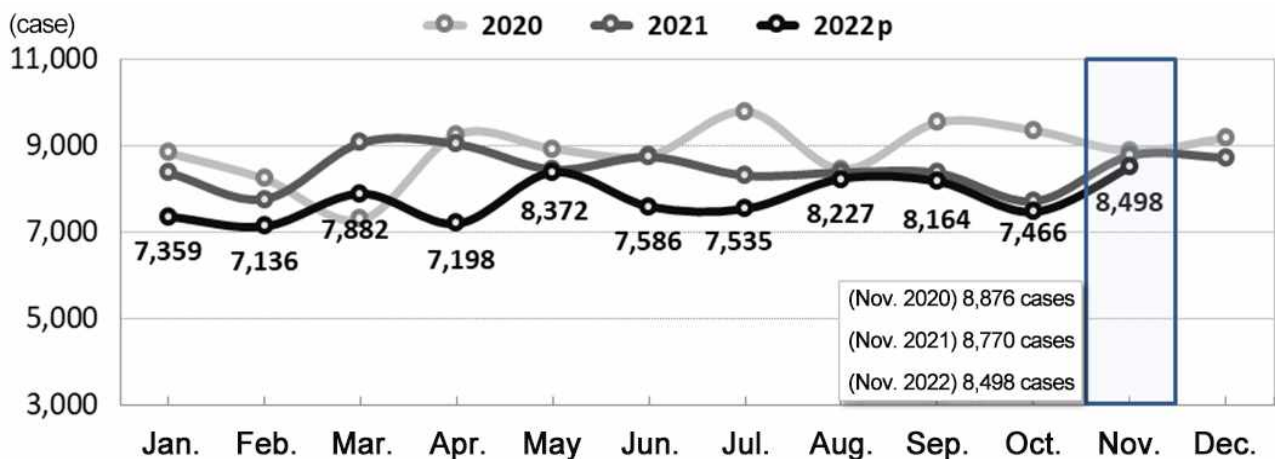
## 4. Divorce

- The number of divorces was 8,498 cases in November, which declined by 272 cases (-3.1%) year-on-year.

[Table] Number of divorces and percent changes

	2020	2021	2021		2022 <sup>P</sup>			
			Nov.	Jan. ~ Nov.	Sep.	Oct.	Nov.	Jan. ~ Nov.
Number of divorces (case)	106,500	101,673	8,770	92,948	8,164	7,466	<b>8,498</b>	85,423
Year-on-year percent change (%)	-3.9	-4.5	-1.2	-4.5	-2.4	-3.1	<b>-3.1</b>	-8.1

[Figure] Divorce by month



## 5. Natural increase

- The natural increase (Live births - Deaths) recorded a negative figure of -11,125 persons in November.

[Table] Natural increase

	2020	2021	2021		2022 <sup>P</sup>			
			Nov.	Jan. ~ Nov.	Sep.	Oct.	Nov.	Jan. ~ Nov.
Natural increase (person)	-32,611	-57,118	-8,537	-42,633	-7,313	-9,104	<b>-11,125</b>	-107,004

[Figure] Natural increase by month

